



Product Data Sheet

Distribution centre: Cambridge

Product: Digested

Typical Application Rate (T/ha): 19

Nutrient	Total Nutrient Applied (kg/ha)	Available in First Year (kg/ha)	Available in Second Year (kg/ha)
Nitrogen (N)	223	47	23
Phosphate (P ₂ O ₅)	389	195	97
Potassium (K ₂ O)	6	4	1
Sulphur (SO ₃)	205	20	18
Magnesium (MgO)	19	9	5

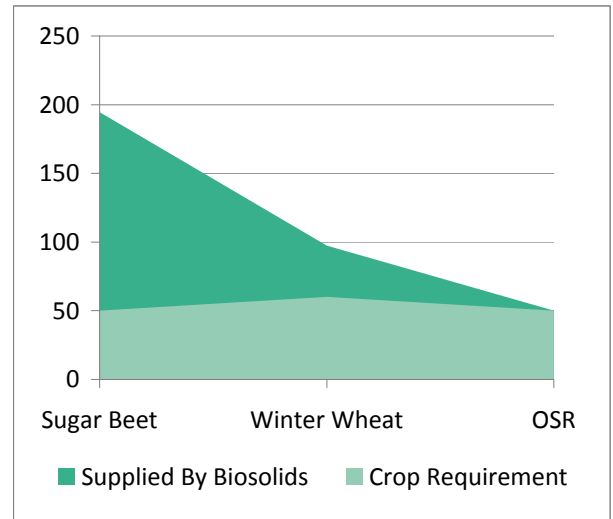
Dry Solids	Organic Matter	Dry Solids Applied
Typical 8t/ ha Straw Yield	85%	3.5
Biosolids	62%	5

Nutrient	Cost Of Inorganic Nutrient Over Three Years (£/ ha)	Cost Of Organic Nutrient Over Three Years (£/ ha)	% Saving
Nitrogen (N)	53	27	50%
Phosphate (P ₂ O ₅)	169	101	60%
Potassium (K ₂ O)	2	2	68%
Sulphur (SO ₃)	17	17	102%
Magnesium (MgO)	15	6	38%

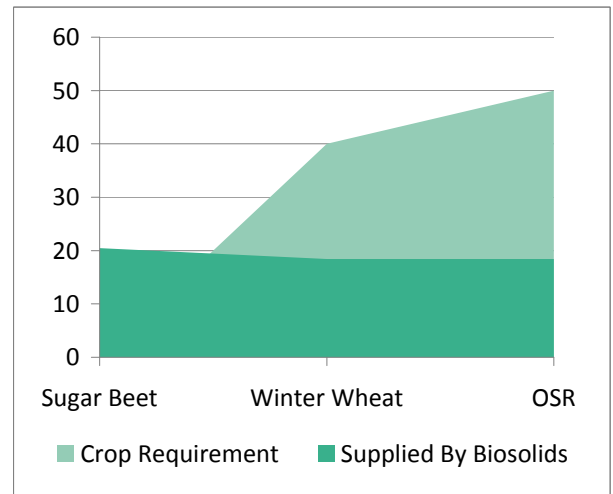
* Inorganic fertilisers are taken as supplied from; N - AN, P - TSP, K - MOP, S - Doubletop, Mg - MgO. All prices were current at date of publication

Average saving over three years: 64%

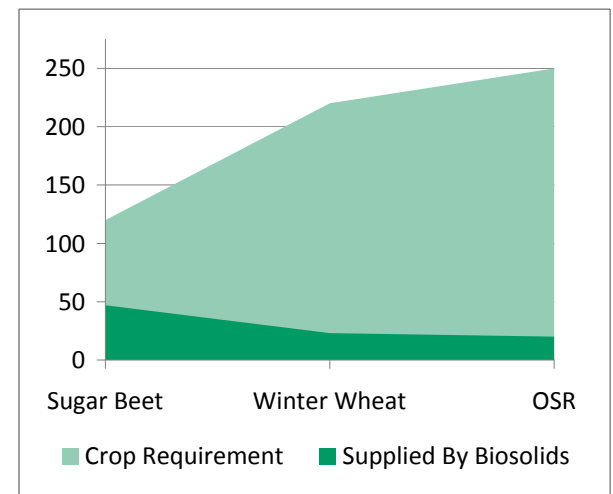
Phosphate P₂O₅ (Kg/ha) Supplied By Biosolids Over Three Years



Sulphur SO₃ (Kg/ha) Supplied By Biosolids Over Three Years



Nitrogen N (Kg/ha) Supplied By Biosolids Over Three Years



Dry Solids Applied (t/ha) Supplied By Biosolids

